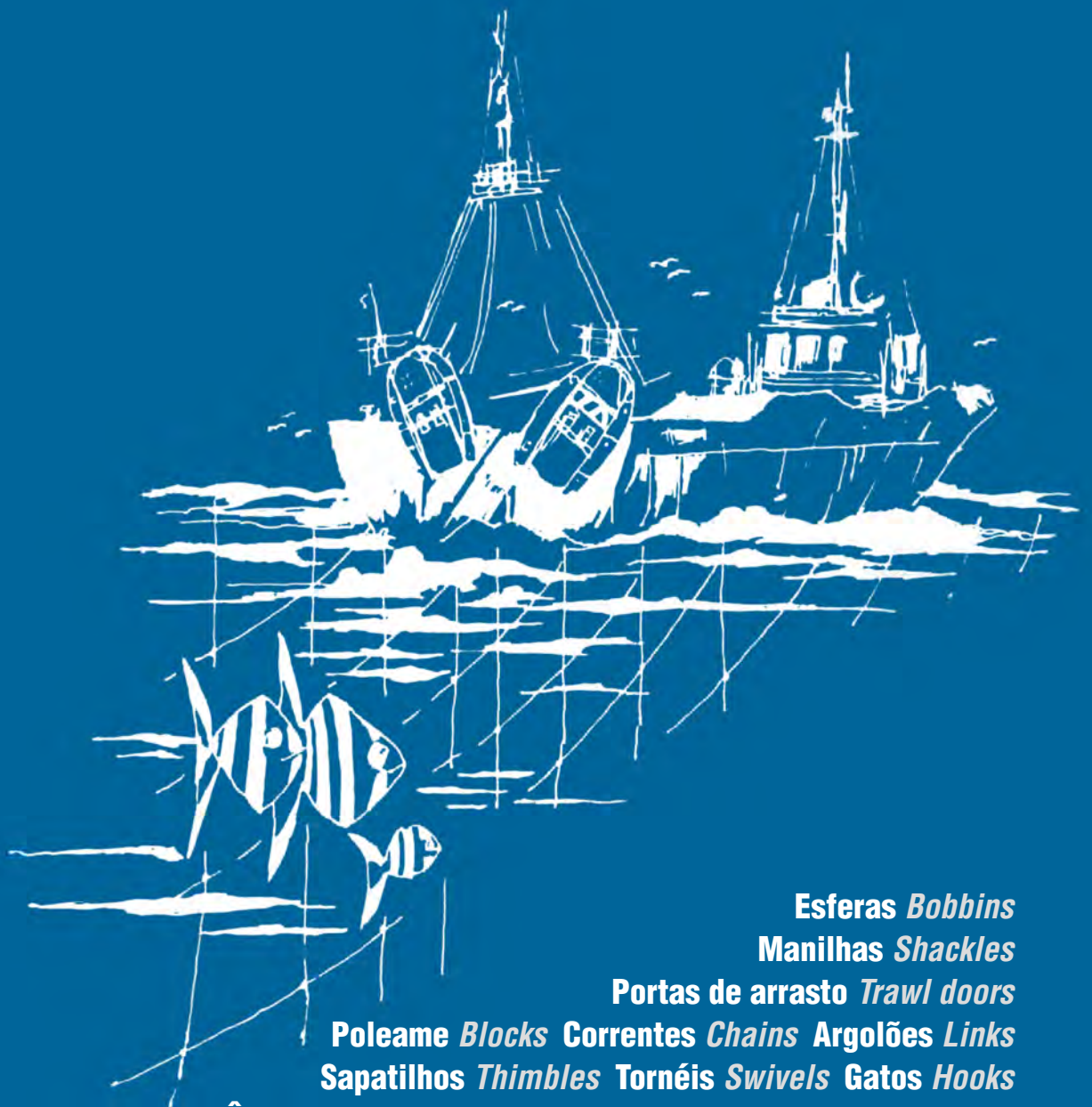


# SOUNETE

**EQUIPAMENTOS PARA PESCA INDUSTRIAL**  
*TRAWL FISHING HARDWARE AND GEAR*



**Esferas *Bobbins***  
**Manilhas *Shackles***  
**Portas de arrasto *Trawl doors***  
**Poleame *Blocks* Correntes *Chains* Argolões *Links***  
**Sapatilhos *Thimbles* Tornéis *Swivels* Gatos *Hooks***  
**Âncoras *Anchoring* Aprestos de aço alloy *Alloy steel gear***  
**Equipamentos para aquicultura *Aquaculture equipment***  
**Equipamentos especiais *Special equipments***

# **Esferas** ***Bobbins***

Pg.11-16

SOUNETE  
Internacional, S.A.

Rua da Seara 588  
Oliveira do Douro  
V.N.Gaia  
Portugal

NIPC  
513 830 375

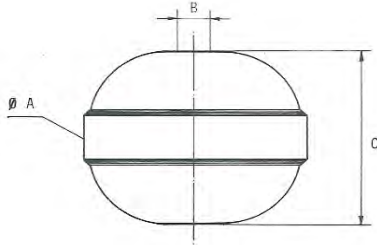
TEL / FAX  
+351 227 860 930  
+351 227 860 935

POST  
Apartado 290  
4431 -904 V.N.Gaia  
Portugal

EMAIL  
[sounete@sounete.pt](mailto:sounete@sounete.pt)

URL  
[www.sounete.pt](http://www.sounete.pt)

ES - ESFERAS EM AÇO COM CASQUILHOS  
BANDED STEEL BOBBINS



NOVO MODELO DE CASQUILHO  
NEW MODEL BUSHING



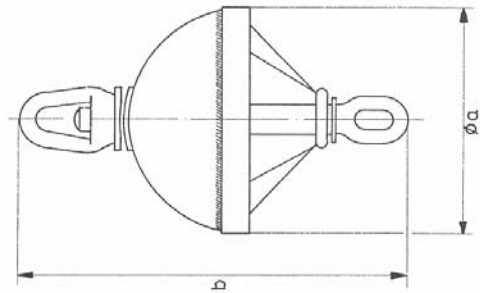
MODELO NORMAL / STANDARD



MODELO REFORÇADO / REINFORCED MODEL

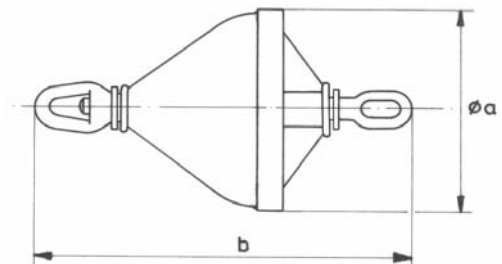
REFERENCIA REFERENCE	DIMENSÕES DIMENSIONS			MATERIAIS MATERIALS		PESOS APROXIMADOS APPROACH WEIGHTS		
	POLEG. INCHES	A mm	C mm	B mm	CHAPA PLATE mm	BARRA BEND mm	NO AR ON DECK KGS.	NA ÁGUA ON WATER KGS.
ES10012	10	254	217	51	6	50 x 6	12	4
ES10012E	10	254	207	76	6	50 x 6	12	4
ES12019	12	305	247	76	6	60 x 8	19	6
ES12019E	12	305	244	90	6	60 x 8	19	8
ES12022	12	305	251	76	8	60 x 8	22	10
ES12022E	12	305	248	90	8	60 x 8	23	11
ES14031	14	357	294	76	8	80 x 10	31	11
ES14031E	14	357	290	90	8	80 x 10	33	12
ES14034	14	357	294	76	8	100 x 10	34	13
ES14038E	14	357	298	90	10	80 x 10	38	18
ES16039	16	406	350	76	8	80 x 10	39	7
ES16039E	16	406	347	90	8	80 x 10	40	9
ES16042	16	406	350	76	8	100 x 10	40	9
ES18062	18	457	364	90	10	100 x 10	62	19
ES18072E	18	457	368	90	12	80 x 10	70	25
ES18072EB	18	457	362	127	12	80 x 10	70	25
ES18072EA	18	457	358	140	12	80 x 10	72	27
ES18077	18	457	368	90	12	120 x 12	77	32
ES18077EB	18	457	362	127	12	120 x 12	78	32
ES18100SP	18	457	372	90	15	120 x 16	97	52
ES21084	21	533	438	90	10	100 x 10	84	13
ES21084EAE	21	533	410	127	10	100 x 10	86	13
ES21084EAL	21	533	406	159	10	100 x 10	88	15
ES21084EAM	21	533	400	203	10	100 x 10	91	18
ES21092	21	533	442	90	12	100 x 10	96	23
ES21092EB	21	533	414	127	12	100 x 10	97	24
ES21092ED	21	533	410	159	12	100 x 10	98	25
ES21102	21	533	442	90	12	120 x 12	104	32
ES21102EB	21	533	414	127	12	120 x 12	106	36
ES21102ED	21	533	410	159	12	120 x 12	107	34
ES21117	21	533	442	90	12	150 x 16	117	45
ES21117ED	21	533	410	159	12	150 x 16	120	47
ES21117EF	21	533	404	203	12	150 x 16	125	52
ES21136	21	533	446	90	15	150 x 16	132	56
ES21136EB	21	533	416	127	15	150 x 16	128	63
ES21136ED	21	533	414	159	15	150 x 16	127	63
ES24106E	24	610	466	90	12	100 X 10	116	19
ES24106EB	24	610	448	127	12	100 X 10	117	20
ES24106ED	24	610	453	159	12	100 X 10	119	22
ES24116	24	610	466	90	12	120 x 12	123	27
ES24116EB	24	610	448	127	12	120 x 12	116	16
ES24116ED	24	610	453	159	12	120 x 12	127	30
ES24130	24	610	466	90	12	150 x 16	137	40
ES24153	24	610	466	90	15	150 x 16	156	57
ES24153ED	24	610	457	159	15	150 x 16	162	64

MEC - MEIA ESFERA EM AÇO PARA O CALÃO  
DANLENO SCUTTLE BOBBINS



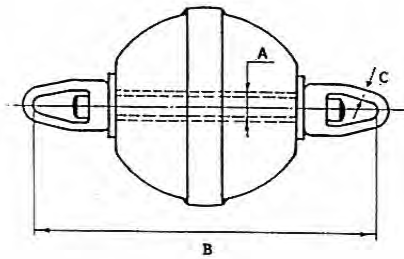
REFERENCE REFERENCIA	DIMENSIONS DIMENSIONES			MATERIALS MATERIALES		WEIGHT PESO  Kgs
	A	B		PLATE CHAPA mm	BAND BARRA mm	
	INCHES PULEG.	mm	mm			
MEC18	18	457	734	10	70 X 12	70
MEC21	21	533	830	10	80 X 16	102
MEC24	24	610	930	12	100 X 16	142

CAC - CONE PARA O CALÃO EM AÇO C/EIXO GIRATÓRIO  
CONICAL DANLENO SCUTTLE BOBBINS



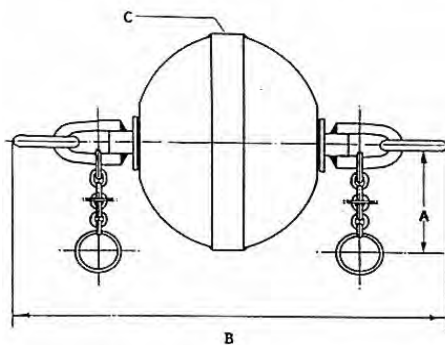
REFERENCE REFERENCIA	DIMENSIONS DIMENSIONES			MATERIALS MATERIALES		WEIGHT PESO  Kgs
	A	B		PLATE CHAPA mm	BAND BARRA mm	
	INCHES PULEG.	mm	mm			
CAC16	16	406	700	5	60 x 8	39

ESCG - ESFERAS EM AÇO COM DUAS CESTAS GIRATÓRIAS  
STELL BOBBINS WITH SWIVEL SPINDLE



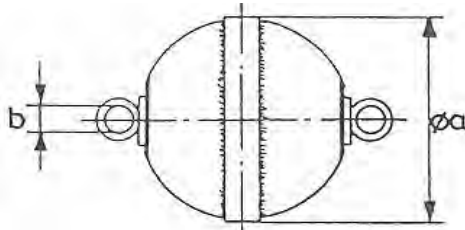
REFERÊNCIA REFERENCE	Ø		DIMENSÕES (MM) DIMENSIONS (MM)			PESO WEIGHT KGS
	POLEG. INCHES	mm	A	B	C	
ESCG10	10	254	40	487	20	20,000
ESCG12	12	305	60	560	20	33,000
ESCG14	14	356	60	635	25	48,000
ESCG16	16	406	60	700	32	62,000
ESCG18	18	457	60	735	32	80,000
ESCG21	21	533	65	805	40	135,000
ESCG24	24	609	65	855	40	150,000

ESEFB - ESFERAS EM AÇO C/EIXO, OLHAIS FIXOS E DUAS BICHANAS  
STELL BOBBINS WITH SWIVEL SPINDLE AND CHAINS



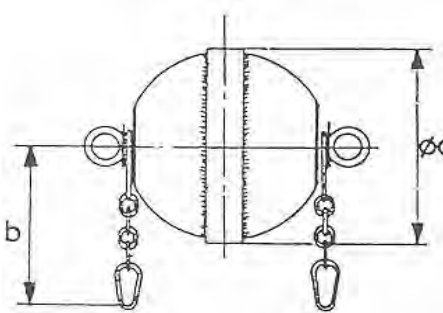
REFERÊNCIA REFERENCE	Ø		DIMENSÕES (MM) DIMENSIONS (MM)			PESO WEIGHT KGS
	POLEG. INCHES	mm	A	B	C	
ESEFB18	18	457	630	955	100 x 10	90,000
ESEFB21	21	533	630	1.025	100 x 10	112,000
ESEFB24	24	630	630	1.070	120 x 12	145,000

ESEF - ESFERAS EM AÇO COM EIXO  
STEEL BOBBINS WITH SPINDLE



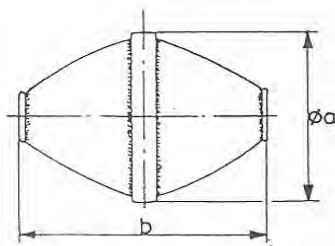
REFERÊNCIA REFERENCE	POLEG. INCHES	DIMENSÕES DIMENSIONS		PESO WEIGHT KGS
		A MM	B MM	
ESEF12	12	304	28	23,000
ESEF14	14	355	32	40,000

ESEF - ESFERAS EM AÇO COM EIXO E BICHANAS  
STEEL BOBBINS WITH SPINDLE AND CHAINS



REFERÊNCIA REFERENCE	POLEG. INCHES	DIMENSÕES DIMENSIONS		PESO WEIGHT KGS
		A MM	B MM	
C/1 BICHANA WITH 1 CHAIN				
ESEF121B	12	304	215	23,500
ESEF141B	14	355	265	41,000
C/2 BICHANAS WITH 2 CHAINS				
ESEF122B	12	304	215	24,000
ESEF142B	14	355	265	41,500

ESL - ESFERA EM AÇO LUSANGULAR  
STEEL CONICAL BOBBINS



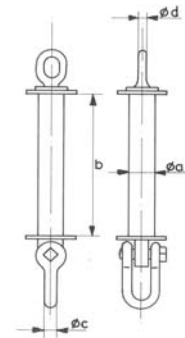
REFERÊNCIA REFERENCE	POLEG. INCHES	DIMENSÕES DIMENSIONS		PESO WEIGHT KGS
		A MM	B MM	
ESL08	8	203	305	6,000
ESL09	9	228	305	10,000
ESL14	14	355	460	26,000

EIXOM - EIXO COM OLHAL E MANILHA PARA ESFERAS DE AÇO  
SPINDLE WITH EYE AND SHACKLE FOR STEEL BOBBINS

EIXL - EIXO COM OLHAL E MANILHA PARA ESFERAS LUSANGULARES  
SPINDLE WITH EYE AND SHACKLE FOR STEEL CONICAL BOBBINS



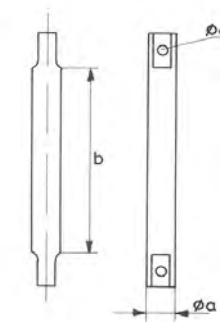
REFERÊNCIA REFERENCE	P/ESFERAS FOR BOBBINS	DIMENSÕES ( MM ) DIMENSIONS (MM)				PESO WEIGHT Kgs
		A	B	C	D	
EIXOM10	10"	40	240	20	22	5,000
EIXOM12	12"	55	285	22	22	8,100
EIXOM14	14"	55	320	25	25	13,000
EIXOM16	16"	55	365	25	25	15,000
EIXOM18	18"	65	376	28	32	20,000
EIXOM21	21"	65	445	28	40	23,500
EIXOM24	24"	65	495	28	40	25,000
EIXL812	8" x 12"	45	305	22		10,200
EIXL912	9" x 12"	50	305	22		12,150



EIX - EIXO SIMPLES PARA ESFERAS EM AÇO  
ORDINARY SPINDLE FOR STEEL BOBBINS



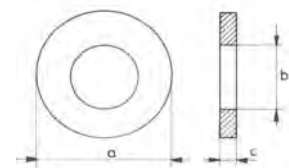
EIX10	10"	40	260	23		3,250
EIX12	12"	50	305	27		5,400
EIX14	14"	55	340	30		7,000
EIX16	16"	55	385	30		8,000
EIX18	18"	65	396	35		14,000
EIX21	21"	65	465	35		15,000
EIX24	24"	65	515	35		16,000



AE - ANILHA PARA EIXO DAS EFERAS  
WASHER FOR BOBBIN SPINDLES



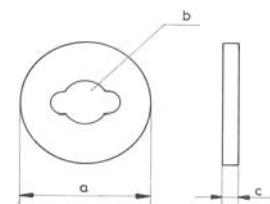
REFERÊNCIA REFERENCE	DIMENSÕES ( MM ) DIMENSIONS (MM)			PESO WEIGHT Kgs
	A	B	C	
AE0804010	80	40	10	0,300
AE1256510	125	65	10	0,680
AE1407520	140	75	20	1,700
AE1457512	145	75	12	1,115
AE1506010	150	60	10	1,160
AE2007512	200	75	12	2,500



ACA - ANILHA PARA CORRENTE ALLOY  
WASHER FOR ALLOY CHAIN



REFERENCE REFERENCIA	DIMENSIONS (MM) DIMENSIONES (MM)			WEIGHT PESO Kgs
	A	B FOR CHAIN	C	
ACA1251010	125	3/8"	10	0,920
ACA1251012	125	1/2"	10	0,900
ACA1451216	145	5/8"	12	1,360
ACA1451220	145	3/4"	12	1,300
ACA1451222	145	7/8"	12	1,300



# SOUNETE

EQUIPAMENTOS PARA PESCA INDUSTRIAL  
*TRAWL FISHING GEAR*

**Sounete Internacional, S.A.**

Rua da Seara 588 || Apartado 290 || 4431-904 V.N.Gaia || Portugal

Telf +351 227 860 930 || Email [sounete@sounete.pt](mailto:sounete@sounete.pt) || [www.sounete.pt](http://www.sounete.pt)